AXS504A

AXALTA SYNERGY UV-A PRIMER-SURFACER

DESCRIPTION

THE PRODUCTIVITY ENGINE OF YOUR SYSTEM
Unlock efficiency with the AXS504A UV-A Primer-Surfacer, the essential component that bridges the gap between surface repair and refinishing. Engineered to enhance productivity, this innovative product significantly reduces drying time and booth dependency, allowing bodyshops to move small repairs swiftly through the preparation phase. In many minor repairs, the primer step can become a bottleneck, delaying workflow. The AXS504A UV-A Primer-Surfacer effectively removes this obstacle by delivering a fast, easy, and controlled solution, eliminating the need for lengthy baking processes on small repair areas.

FEATURES

- One-minute drying time
- 1K Technology reduces complexity and waste
- Strong Adhesion for superior results
- Enhanced corrosion resistance for a longer-lasting finish
- Designed for quick, effective repairs
- Also available in non-aerosol form



TECHNICAL DATA SHEET

AXS504A

AXALTA SYNERGY UV-A PRIMER-SURFACER

Product preparation - application



It is strongly recommended to use appropriate personal protection equipment during application to avoid respiratory, skin and eye irritation.

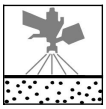


Bare steel sanded and cleaned
Galvanised steel or aluminium sanded and cleaned
Old or original paintwork well sanded and cleaned.
OEM Primer (e-coat), sanded and cleaned.
Surfaces pretreated with 2K polyester products and then finely sanded and cleaned.
Substrates should not be sanded coarser than with P240 abrasive (orbital machine sanding) prior overcoating with UV filler.
Rigid & half rigid types of plastics primed with plastic adhesion promotor after preparation (cleaning/tempering/cleaning).



Ready to use



Not applicable


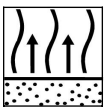

2 light coats
Do not apply to coverage.

intermediate flash-off 30 sec.
final flash-off 90 sec.



All listed data is related to IRT UV SmartCure 395 LED handlamp.
1-2 min at a distance of 10-15 cm to the object.
On putty/stopper spots the UV primer has to be cured for 2 min.A sufficient through hardening and adhesion is dependent on: Dry film thickness, intensity of the lamp (decreasing over working time), distance to the object (increasing the lamp distance decreases the UV intensity on the surface) and curing time. UV Filler is slightly transparent in order to achieve good through curing. Do not apply to coverage.LED UV lamp 395nm.




P500 - P600
P800 - P1000

VOC compliant

2004/42/IIB(e)(840) 551: The EU limit value for this product (product category: IIB(e)) in ready to use form is maximum 840 g/l of VOC. The VOC content of this product in ready to use form is maximum 551 g/l.

TECHNICAL DATA SHEET

AXS504A

AXALTA SYNERGY UV-A PRIMER-SURFACER

Products

	AXS504A UV-A PRIMER-SURFACER
	80 - 100 µm If higher film builds are needed, intermediate drying under UV-light is necessary before re-application of further coats. An intermediate sanding in the course of this process is not required.
Theoretical coverage	237 m²/l at 1 micron dry film thickness Due to different Activator characteristics and different mixing ratios of the ready-to-use mixture in some TDS versions, the theoretical coverage calculation may vary. Note: The practical material consumption depends on several factors, e.g. geometry of the object, surface formation, application method, spray gun setting, inlet pressure, etc.
	After use, hold aerosol can upside down and spray briefly to clean nozzle.

Remarks

- Material has to be at room temperature (18-25°C) before use.
- Application distance to the substrate should be 15 until 25 cm.
- The material can be overcoated with itself after UV-drying without intermediate sanding.
- Follow all safety instructions.
- Follow strictly the operational instructions of the drying equipment manufacturer.
- Alternative LED UV lamps with 395nm wave length and comparable intensity are useable.
- If intensity is lower, curing time and distance have to be adjusted.
- The use of UV drying undercoats is not recommended and must be avoided in the build-up with Matt Clear System.

Consult Safety Data Sheet prior to use. Observe the precautionary notices displayed on the container.

All other products referred to in the refinish build up are from our brand product range. System properties will not be valid when the related material is used in combination with any other materials or additives which are not part of our brand product range, unless explicitly indicated otherwise.

For professional use only! The information provided in this documentation has been carefully selected and arranged by us. It is based upon our best knowledge on the subject at the date of issuance. The Information is given for information purposes only. We are not liable for its correctness, accuracy and completeness. It is up to the user to check the information with regard to up-to-dateness and suitability for his intended purpose. The intellectual property in this Information, including patents, trademarks and copyrights, is protected. All rights reserved. The relevant Material Safety Data Sheet and Warnings displayed on the product label need to be observed. We may modify and/ or discontinue operation of all or portions of this Information at any time in our sole discretion, without notice and assume no responsibility to update the Information. All rules set forth in this clause shall apply accordingly for any future changes and amendments.